



The comfortable choice . . . since 1887

Maximum Comfort News

www.unionfuel.com

UnionFuel
Company

CELEBRATING 133 YEARS

MESSAGE FROM THE HOME OFFICE

What It Meant to Be Essential



The COVID-19 pandemic offered up a rare opportunity for local, community-based home comfort providers. It gave us a chance to step up to the plate and be there for our customers, just like we've always promised we would. In these trying and difficult times, when comfort is not only needed but almost difficult to find, we have been able to continue providing the essentials for our customers.

At Union Fuel, our staff took every precaution to ensure their health and its safety as well as our customers'.

- Our technicians wore gloves, face masks, and other protective face and shoe coverings when entering a customer's home
- Our vehicles were cleaned daily and were equipped with hand sanitizer, disinfectant sprays and hand washing stations
- Our employees and customers were screened to make sure they were healthy and hadn't been in contact with anyone traveling long distances
- Our office staff contacted customers to inform them when the technician was on their way to a service call, installation or maintenance.
- Our team practiced social distancing at all times in customers' homes and at work



We are humbled by our community's ability to work together and get through the difficult times. With that said, we thank our employees and our customers for their cooperation and understanding. As things slowly return to normal, we look forward to helping our community continue to stay comfortable with the products and services we provide.

Have a great winter and stay safe!

Sincerely,

Thomas Braun

SALUTE TO ESSENTIAL WORKERS

It bears repeating: From the bottom of our hearts we thank all of the essential workers who were out there helping our community make the best of a bad situation during the COVID-19 pandemic. Also, a giant thanks to all of our office staff, field technicians, sales team, and their families for all of their hard work, dedication and patience during these difficult times. It's good to know we can all count on each other to help out when the going gets tough. Thank you all again, and stay safe!

THANK
you



Evaluating Your AC for Next Summer

Summer has come and gone, but are you still feeling the burn from increased cooling costs or an overall lack of coverage? Your AC could need some attention! There are many factors at play that could put a damper on your summer comfort - so let's take a look back and see what the problem might be!

Was there an unexpected increase in utility costs from your air conditioning system? Equipment efficiency degrades over time, so an older air conditioning system will begin to use more energy in order to keep up with your comfort needs.

Were you calling more frequently for repairs? Older equipment might require more repairs as the years go by. Eventually, the costs to maintain the system could surpass the cost to simply replace it with a newer one.

Did your home not stay cool enough? If this happened, it's possible that your AC equipment isn't the right size for your home. Finding the right fit and having it installed properly is an important step toward comfort!

Is your air conditioning system still using R-22 refrigerant? While it won't affect your equipment's performance, the EPA has phased out the production and use of R-22 refrigerant as of January 2020. That means any service calls involving refrigerant recharges are going to be more costly because of the dwindling supply.

The common factor here is the age of an air conditioning system. If you're still relying on equipment that was manufactured and installed decades ago and you've noticed any or all of the issues above, an upgrade now will lead to better comfort next summer! Give us a call to learn more.



Keep Comfort in Your Corner With a Service Plan

The fight against winter's chill doesn't have to be a challenging one. With a service plan you'll have the tools needed to keep your home comfort equipment running reliably year after year. Sign up with us today and here's what you'll get!

- Annual tune-ups to maintain your equipment's efficiency
- Reduced repair costs
- Extended life expectancy of the equipment
- Improved system safety
- Peace of mind knowing your equipment is ready to take on the next heating season!

Enroll in a service plan and take on winter with confidence in your heating equipment! Learn more about our service plans by visiting our website or calling us directly.



Comfort With a Side of Energy Conservation

Staying comfortable this heating season doesn't have to mean breaking the bank, and saving on energy costs doesn't have to mean sacrificing your comfort. Here are a few energy conservation tips to keep in mind so you can stay comfortable and save!

- Open curtains on your south facing windows during the day to allow sunlight to naturally heat up your home, and close them at night.
- Cover drafty windows with tightly sealed clear plastic during the cold winter months
- Apply caulking and weatherstripping around window and door frames
- When asleep or out of the house, turn your thermostat back 10-15 degrees to save up to 10% a year on heating costs
- Switch to LED lighting to save money and still brighten your home
- Maintain your heating system with annual tune-ups to keep heating costs from spiking
- Seal gaps around recessed lighting and seal any unfinished spaces to avoid heat loss
- Replace or add insulation to accessible spaces, such as the attic or basement
- Keep registers and vents clear of dust, debris and furniture to allow adequate airflow and maximize the heating system's output



Don't be shy about using your heating equipment! Performing tasks such as the ones above around the home allow you to get the most out of your heating system without wasting your energy dollars.

Learn more helpful energy conservation tips! Give us a call or contact us online today.

Cleaner Air for Your Health


Our customers' health and well-being have and always will be a priority for us, and that's why we provide indoor air quality solutions that act as the first line of defense against improperly balanced humidity and airborne bacteria and viruses – things that homeowners want to keep out of their homes!

Whole-Home Air Filtration Air filtration systems prevent bacteria and viruses from circulating through your home and trap pet dander, smoke odor and other allergens to help alleviate asthma and allergy symptoms.

UV Lights UV lights eliminate mold, fungus, bacteria and viruses that can grow and develop on and within an HVAC system. With UV lights installed strategically throughout the system, these contaminants are destroyed before being circulated into the home.

Humidity Control Properly balanced moisture is key to optimal comfort and health within a home. During the winter, dry air increases a person's susceptibility to viruses and illness. Dry air can cause asthma, bronchitis, and dry sinuses – impeding the body's natural ability to trap and remove viruses and bacteria.

Everyone could use a little extra peace of mind these days when it comes to maintaining the health of their families. Equip your home with the latest technology for scrubbing and cleaning up the air! Give us a call or contact us online today to learn about the options we have available to you.

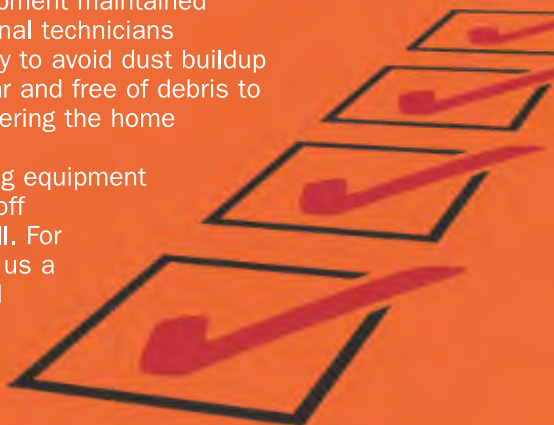


Safety Check

HVAC equipment is designed with safety in mind, but that doesn't mean homeowners shouldn't take additional precautions of their own to protect their homes and families. Keep these safety tips in mind this heating season!

- ✓ Keep flammable objects away from baseboards and heating equipment
- ✓ Install CO detectors on every level of the home and test them regularly
- ✓ Be sure to have the equipment maintained annually by our professional technicians
- ✓ Change air filters regularly to avoid dust buildup
- ✓ Make sure vents are clear and free of debris to prevent exhaust from entering the home

If you believe that your heating equipment isn't operating safely, turn it off immediately and give us a call. For more safety information, give us a call or contact us online - and check out the fire safety checklist featured at right!



Fire Safety Checklist

October is fire safety month, but it's always a good time to practice fire safety in your home! Keep your family safe by making sure that...

- * Baseboard and portable heaters are away from anything that can burn; furniture, curtains, papers, clothing, etc.
- * The fireplace is equipped with a sturdy metal screen, the chimney is checked before each heating season and repairs are made as necessary.
- * Extension cords and multi-plug adapters are used as little as possible. Extension cords are not tacked to walls, under rugs or through doorways.
- * Food is never left cooking on the stove or in the oven unattended. If you have to leave the kitchen for a short time while cooking, set a timer or take something with you to remind you that the stove or oven is on.
- * The stove and oven are kept clean of grease and spilled food. In the event of a fire, you know that the best response is to put a lid over the flames.
- * Matches, lighters and other smoking materials are kept out of the reach of children, preferably in a locked cabinet.
- * Candles are placed in non-tip candle holders before you light them. Keep them out of the reach of children. Extinguish candles before you leave a room or go to bed, as unattended candles start many fires each year.
- * Smoke alarms are installed on a ceiling or high on a wall outside of the bedroom(s) on each level of your home.
- * Once a year you install new batteries in your smoke alarms and you test them once each month.
- * Your family knows what to do if there is a fire. Prepare an Escape Plan and have a Home Fire Drill so your family can practice their escape.

For more fire safety tips, call your local fire department!



FUEL COST MANAGEMENT 101

There's nothing more frustrating than dealing with an influx of fuel delivery bills right around the holiday season - especially with the rising and falling of fuel prices that happens so often during the height of the heating season! Let us show you a better, less stressful way to manage fuel costs with **our budget plan!**

Here's how our budget plan works:

- ✓ We'll estimate your fuel costs for the year based on usage history and current prices
- ✓ We'll take the estimated total and divide it into even monthly payments
- ✓ Each month you'll receive a bill with absolutely no surprises!

When you enroll in our budget plan, instead of paying for most of your fuel during the winter months you begin paying for it earlier in the year. By the time the heating season rolls back around, you'll have paid off a good portion of your fuel costs, and paid less per month to do so! You will pay that lower monthly rate all winter, too, even if we need to make more than one delivery in a month.

Have your heating costs been tough to manage this heating season? Give us a call to learn more about how our budget plan can help!

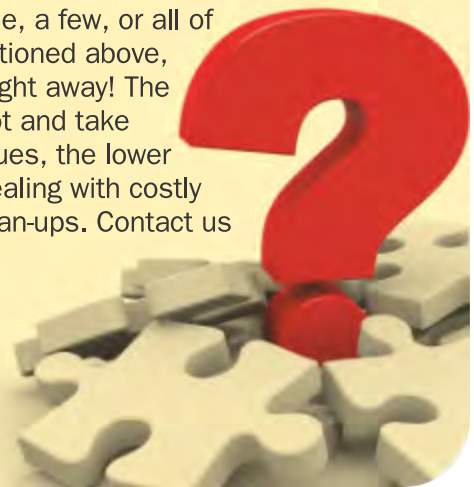
When to Consider Upgrading Your Fuel Storage Tank

In order for your home heating equipment to run, you need fuel; and to maintain a supply of fuel you need a storage tank you can rely on! Can you rely on your current fuel storage tank for much longer? We'll help you figure that out.

Here are a few signs that your fuel storage tank might need to be replaced:

- There are visible dents or other signs of serious wear and tear
- There are dark or wet spots on or around the tank that could be signs of a release
- There is cracking or sinking of the tank base and supports
- There are broken, cracked or missing gauges
- There is dampness or staining around joints of all visible pipework, valves and filters
- There is cracking, splitting, bulging of paint, and oil around seams and weld locations for metal tanks.
- The tank is more than 20 years old
- The tank has been on your property since before you moved in

If you notice one, a few, or all of the things mentioned above, give us a call right away! The sooner you spot and take care of any issues, the lower your risks of dealing with costly repairs and clean-ups. Contact us online for more information on modern heating oil storage tanks.



Want more information?

Simply complete the form below and send it back to us.

Name (first, middle initial, last) _____

Address _____

City _____ State _____ ZIP _____

Phone _____ Email Address _____

I'd like more information on:

(check all applicable)

- ☐ Indoor Air Quality Solutions
- ☐ Budget Plans
- ☐ Storage Tank Replacements
- ☐ Service Plans
- ☐ Cooling System Upgrades
- ☐ Other: _____

700 Bushkill Drive
Easton, PA 18042

(610) 253-6215
info@unionfuel.com

Visit: www.unionfuel.com

PA LIC.# PA9437
NJ REG.# 13VH01427600

**Come join us
on Facebook!**



Become
a Fan –
Search for
"Union Fuel
Company"

WHAT'S INSIDE

- Salute to Essential Workers
- Evaluating Your AC for Next Summer
- Keep Comfort in Your Corner With a Service Plan
- Comfort With a Side of Energy Conservation
- Cleaner Air for Your Health
- Fire Safety Checklist
- Safety Check
- Fuel Cost Management 101
- When to Consider Upgrading Your Fuel Storage Tank
- Have You Visited Our Website Lately?

Have You Visited Our Website Lately?

If not, stop by and check out our new look! We're leveraging a responsive platform for our website at www.UnionFuel.com, which adapts to any device, including smartphones and tablets, to make browsing our products and services possible from anywhere! Our website is a great way for our customers to stay connected to us. Speaking of staying connected... Find us on Facebook at [Facebook.com/UnionFuelCompany!](https://www.facebook.com/UnionFuelCompany/) While there, you can like our page, recommend us to your friends, or leave us a comment about your memorable experiences with Union Fuel!

